

Dissolving the dog: the home made video

Eric Laurier

School of GeoSciences, University of Edinburgh, UK.

Corresponding Author:

Eric Laurier, Institute of Geography, Drummond Street, Edinburgh, EH8 9XP. Email: eric.laurier@ed.ac.uk

Abstract

Drawing on an ethnographic study of home-movie makers this article inquires into what it is to produce videos of a companion animal, in fact, a really big dog, in and around the home. It touches upon Richard Sennett's critique of Hannah Arendt's discussion of *animal laborens* and *homo faber*. Arendt's two figures of human work are related to the production and purpose of home movies of pets. A brief description is provided of how an amateur editing technique is put to use and the modest aesthetic at work in doing so. The home movie itself is examined through its site of production rather than its depiction of significant family events. The article's narrative plays off the disjunctures that we find across edit points in home movies by having 4 distinct sections that do not correspond with the flow of conventional journal articles.

Keywords

Home-movies, craft, Arendt, Sennett, conversation analysis, video editing, homo faber

Part 1

From the outset Ricky has not really been happy with the night footage. Usually when editing a movie for his blog he has film of an event that provides the narrative. He might be back from a trip to a site with historical connections to the Scottish Deerhound breed, or, he might have returned from watching a Deerhound show, or, equally, Rogue (Ricky's Deerhound) might have been cavorting on his whip-strong hunting legs chasing down rabbits. There have been other less obvious home movies, like the time he filmed the huge dog snoozing on the sofa. Nothing else, just a sleeping dog being let lie. Though the dog does eventually wake up and sniff the camcorder. A movie, that to his surprise, generated quite a few responses on Youtube from other Deerhound owners. But what to do with the forty minutes of murky footage shot earlier this week of one of his regular winter-time walks with Rogue.

A dog bred for chasing hare and deer across wide open spaces, Rogue needs two extended excursions daily. During the week, before and after his working day, Ricky obliges by taking Rogue on a loop along an abandoned railway line that skirts the town and then back by the edge of a road that has pavements that peter out into marshy grass and lorry ruts. In the long winter nights three-quarters of the route is on unlit paths far from the orange envelope of the town streetlights. To keep his boots dry and to keep a track on the rabbit-quarrying Rogue, Ricky is reliant on his memory of the whereabouts of the worst quagmires and deepest puddles, and on the sporadic blast of light from his thousand candle torch.

And if on a winter's night an ethnographer should visit, then, here we are, sat in Ricky's study-come-studio in front of the freshly taped collection of clips of Rogue appearing out of, and disappearing into, the black screen of the previous evening. Having just splashed and squelched my way around the same route, following Rogue by torchlight these images are immediately recognisable to me. A grainy screen presence of browns shambling his weekday way along a muddy path, backlit against a similarly brown, if wooden wicker of hawthorn hedges and scrubby ash saplings. The dots of his eyeballs lighting up when he turns around to check that Ricky is keeping up with him.

The clips are 'unusual' we agree. What do we do with them? We contemplate whether and how to make any sort of half coherent movie out of so many almost indistinguishable shots of a dog walking around in the dark. Might such unpromising materials be transformed into a something worthy of adding to the growing collection of Rogue videos on Youtube? Finding the right song is Ricky's regular way of providing a shape to cut to. A track by Shelby Lynne is dragged out of iTunes and dropped onto the audio track of the timeline. He's a longtime fan of country music, plays in a band himself that does the odd wedding and has been listening to the album for a few days now.

As a first step in the editing process proper, the sprawling timeline of assorted clips will be severely pruned. One criteria for the removal of excess are the visual mistakes. Shots of nothing but black with indistinct inky blues of sky. More often, the camera jerking, wobbling and blurring into incoherencies generated by Ricky trying to balance directing the torch with one hand and directing the camera with the other. A second round of trimming begins with Ricky applying fresh criteria to what has been left from the first round. Spotting and deleting sections with that unwanted white-eye from Rogue where he is reflecting the full beam of the torch. Catching and cutting the bleached-out spots on stones and white reflections of rain-coated leaves.

There are further inadvertent artefacts from shooting by torchlight which may, or may not, be cause for disposal of footage. In the low light the camera struggles to focus – this blurring might become a resource. Equally, in the low light, the colour is not coming out – but that, Ricky quickly realises, can give the movie

a consistent palette of black, grey and brown. With colour selection criteria in place what can then be discarded are clips where the torch picks out the green of grassy banks.

Sat on his right hand side, I watch Ricky carve out the rough outlines of the video. Select clip. Delete. Drag the playhead to where the camera wobble begins. Command-T. Delete. From forty minutes of footage Ricky is looking to make a three minute film that might be about... something like ... 'the journey' or ... something. 'Leaving civilisation behind and then coming back, or something like that', he laughs, dispelling too earnest or pretentious an uptake of the story he will try and tell with these black, brown and grey clips.

We are born blessed with, and raised by, the TV broadcasters. They set standards that the home movie almost always fails. Alongside those we have acquired expectations of what a film should look and sound like at the end of a century of cinema. When we respond to movies made in the home movie mode it is often with a sense of embarrassment or amusement. Yet their makers do not think they are making works of art or even works of industry. They are 'making do' with the camera they can afford, the time they have, the film-able events and characters they have at hand. And, as we like to say and to research, and they are doing making.

Part 2

The important works on home movie making do indeed begin by defending it from misunderstanding or, at worst snobbery. James Moran's [1] wide-ranging examination of the home video does so by arguing that "the home mode provides an authentic, active mode of media production for representing everyday life." p59. Through recordings of the household on special occasions, of children at play, of DIY projects, of family holidays in the mountains or on the beaches, the home movie situates home affectively in a wider world. Moran also suggests, the home movie allows family members to circulate their own depictions of their family, thus reproducing and transforming the meaning of family. He provides the sense of the movie as a way of building legends that are both told in the movie at the time but are then open to re-telling by later generations. Central to the recording, the showing and the preservation of so many of the home movies are there part in the performance and commemoration of the central family events of births, birthdays, holidays, marriages and deaths.

For my part, after several months searching for home movies on Youtube, with Moran's comments in mind, I was coming to terms with the puzzling scarcity of home movies of births, deaths and the rest. There are a few there, hidden in Youtube's abundance by home movie makers simply failing or refusing to label or keyword them as such. A preliminary explanation of why there are only such limited numbers of home movies on Youtube comes from Moran himself as he notes that they are used "to construct a liminal space in which practitioners may explore and negotiate the competing demands of their public, communal, and private, personal identities" [1] p60. Those home movies that did not make it to Youtube were shared elsewhere as part of the very process of drawing the boundaries around the public and private spheres of those families. In a reflexive relationship Youtube, like other social media, has brought with it the re-drawing and reconsideration of what families are willing to show and to share, and where they are willing to share those representations of themselves [2-4]. There were, I knew from a number of other interviews with home movie makers, more private forms of circulation through DVDs sent by mail, password-protected Youtube videos. Surviving from a celluloid and tape era, there were get-togethers in sitting rooms where more distant family members would be summoned to watch the wedding video or Jimmy's first few steps across the sitting room. Meantime, I continued to scan through the scads of amateur movies

on Youtube around which there was little doubt that they had been at home and wondering what all of that material might yet tell us about the home movie.

And, at a certain point I found myself asking: why am I ignoring the barking cats, the instructions on how to repair dishwashers and the spectacular mountain bike cartwheels? Because our project was focused editing practices, the clips that were uploaded without trimming or assembling remained irrelevant, yet that left plenty of instructional guides, extreme sports adventures and, in particular, pets. And in re-considering their legitimacy as potential home movies, if not quite the ones that Moran might have imagined, I had to accept that they were relevant to one criterion that our project¹ on video editors cohered around: the places that they were made. In some ways it was an obvious mistake to make: to look for the home as topic rather than the home as a workplace for the assembly of movies. Shifting away from what these movies represent to how they were made, these short (and sometimes long) movies acquire their character, in part, through the fact that they are made with amateur equipment, as a hobby and usually by one untrained person. In fact these were the very characteristics that the major works on the home movie by Patricia Zimmerman [5] and Richard Chalfen [6] had concentrated on.

What, then, is the home movie if we think about it in terms of fabrication in a particular workplace? One answer lies in the suburban garage, and takes us back in time to a previous generation of craftsmen (and they were mostly men) making cribs, kitchen chairs and wooden dinghies [7]. They had a certain reliance on nails, glue and G-clamps. These were the ready-to-hand technologies and techniques that allowed them to build their gifts for their families and friends. Home movie makers are a newer generation of hobbyists reliant on new forms of joinery, working as late into the night as their parents once did. Some of them using the garage or the cellar but more likely the home office or study and, again, mostly men [8]. This picture of a succession of craftsmen is not quite right because home-movie making with super 8, or VHS, existed in parallel with home joinery and boat-building and, of course, now continues to do so. Patricia Zimmerman [5] tracked the early history of the craft through its technological advances and borrowings from the professionals and she shows it was a rare and costly hobby. Today cameras that record video and computers that can edit it are as common as g-clamps, or, on reflection, more common.

Those who once worked with wood and glue have not straightforwardly been replaced by a new generation who work with video clips and edit points. What the comparison helps bring to light is the qualities that they share: the time set aside, the labour involved, the idea of making something at home and the gift for family or friends [9], [10]. Rather than drift away sideways to what seem like the social aspects of making I want to stay with the glue and g-clamps and consider how particular moving images and sounds are fixed together. At the outset of commercial film production the films of the silent movies were indeed glued together; editing was absent from glueing aside from a little bit of trimming. This was because for the earliest industrial production the quick and easy way to create narrative films for profitable distribution was to record theatre pieces inside a boxed off stage [11]. The glue merely held together two long strips of film of an ongoing stage performance in front of the camera without jumps in perspective, time or parallel action. As part of cinema's emergence the cut becomes a place to create an array of grammatical relationships between clips [12], [13]. Drawing upon the alternation of images first developed in lantern slideshows the joint was replaced by the ideas of the cut, the sequence and the transition [14].

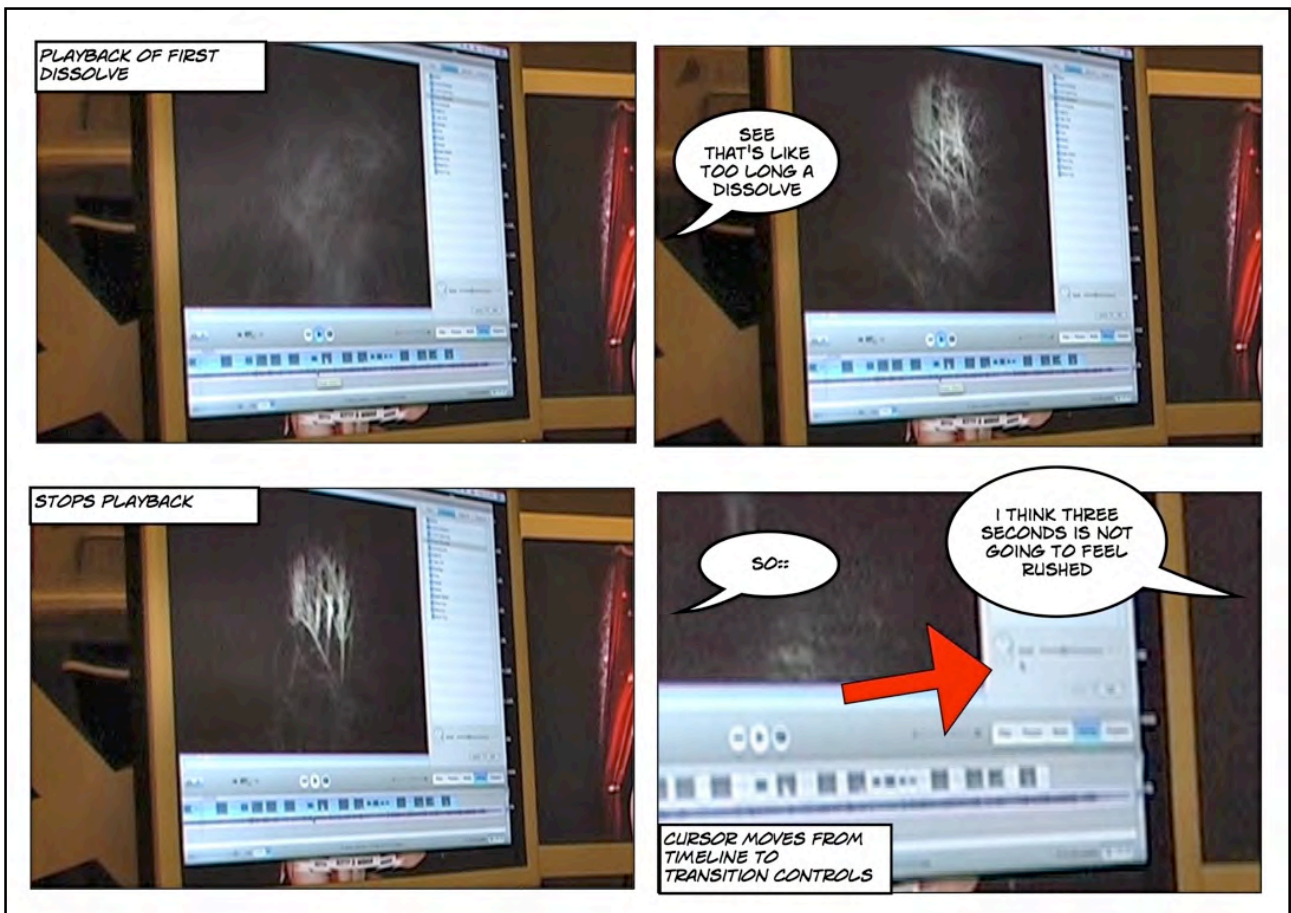
¹ Assembling the line amateur & professional work, skills and practice in digital video editing, ESRC Funded. Co-investigators - Barry Brown & Ignaz Strebels.

It is the frippery and high visibility of transitions that tends to capture the beginner's attention. Transitions through sideways slides, heart shapes or through flames. Having cured themselves of the all but ironic use of these spectacular transitions, the seasoned home movie makers learn how to use a shortlist of three: the fade-in, the fade-out and the cross-cut dissolve. In using these transitions home movie makers also begin to come to terms with the ideas that both cuts and transitions raise for them. To mention but a few: continuity, metamorphosis, progress, parallel action and, of course, narrative. Karl Reisz [15] in his classic work on professional editing notes that the cross-cut dissolve conventionally serves to indicate the passing of time or it is used for a flashback. For the amateur editor it fits to a different regime of production. When intervening footage of one or another event is pruned it leaves a hole that turns into a jumpcut. There is no store of cutaways, alternate angles, close-ups, mid-shots, reverse set-ups. It is for this very reason that cuts and sequences barely feature in the home maker's repertoire compared to the professional editor. Looking for additional footage the home maker quickly scrapes the bottom of the clip bin. Nor does the amateur have foley, ambient sound and seldom do they have a boom or lapel microphone recording separate audio. Cutting the camera's onboard microphone audio leads to distracting snaps, clicks or pops. The more able editor uses J or L cut to smooth the audio joints between these shots. For the majority, the cross-cut dissolve works just as well and is quicker. And then there are the mis-matches in lighting, exposure and white balance which the cross-cut also blends and mends. Otherwise the home movie maker would have try and understand the technical complexities of the three way colour-corrector, lumina, de-saturation and worse. With only their evenings free, the cross-cut dissolve is, then, more than the glue, it is the short-cut and the repair tool that serves the making do so well.

Part 3

Ricky at work, editing. Watching him at work is intriguing. Watching the work itself is perplexing. There is no proper flow. It jumps around. A couple of bars of music begin and end abruptly, mid bar.

There is a cross-dissolve that lasts three seconds where I do not know which clip is of what. It helps that I have been with him from the outset of this process. But even then it becomes bewildering. It does not, and cannot, have the more easy-to-grasp appearances of watching the finished sequence. So, a reminder and a little repetition will help us here. Once the clips are trimmed to a suitable size and dropped onto the timeline the stage arrives when the home movie editor is building the movie itself. It is then that the cross-cut dissolve is applied as the forgiving cut, creating continuity where we would otherwise see none. Having applied that first cross-cut dissolve, Ricky plays it back, he is sitting on the left and I am on the right:

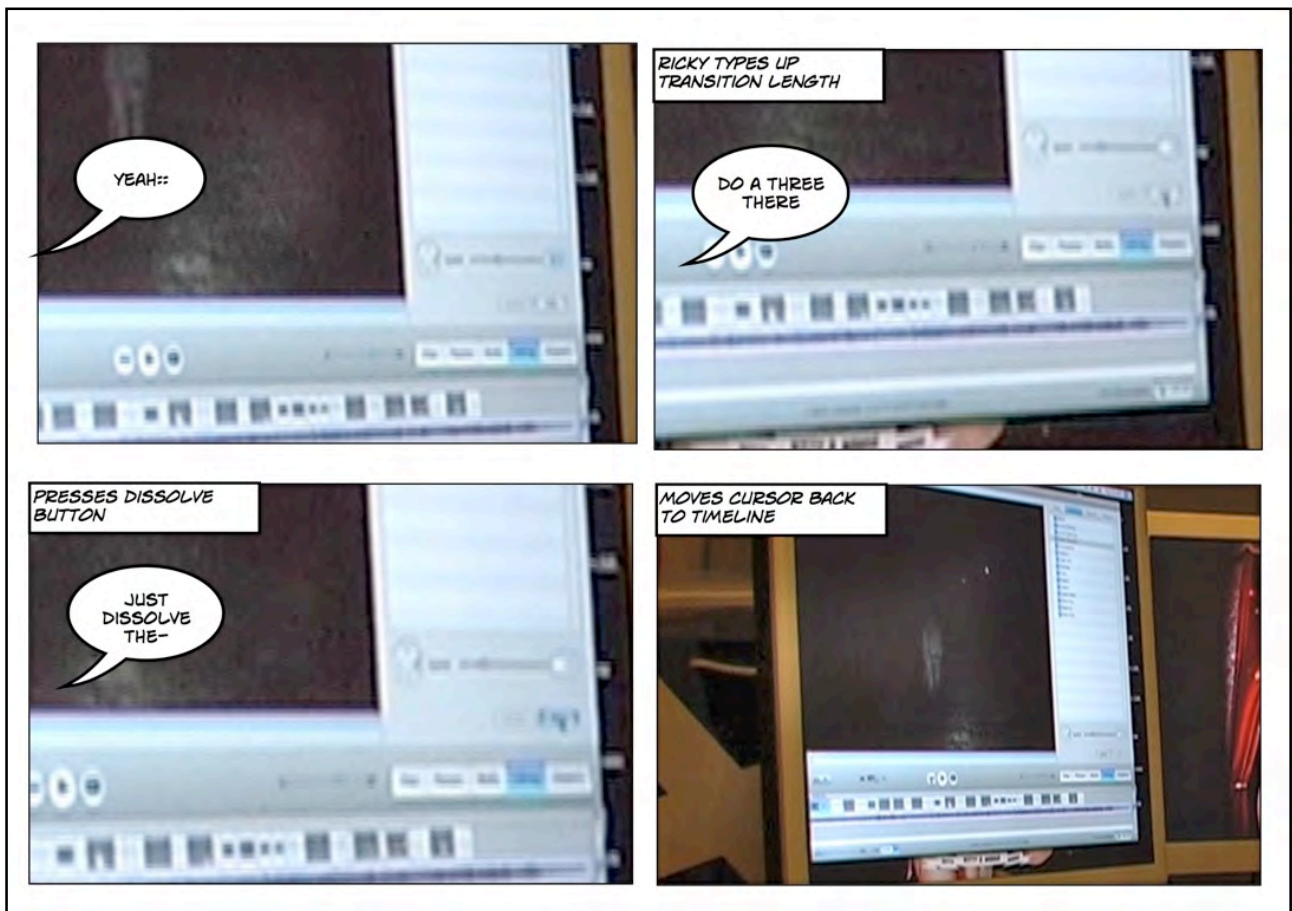


Transcript 1

This first assessment of this first attempt at setting the length of the transition is that it is not yet the right length. In this situation the commentary made for the benefit of the researcher marks out what the editor is encountering and what he is currently doing. Commentary makes available his ongoing reasoning in ways similar and yet divergent from that of patients during doctor's examinations [16] or equally situations of apprenticeship [17]. Ricky guides how I should assess this transition "see that's like too long a dissolve" (frame 2 of Transcript 1). "See" not being an instruction to look at it, but to understand the problem with it. If I do "see" the excessive duration it is because I understand its problematic nature in relationship to both what is witnessable but also what a seasoned home movie maker would judge to be the right length (on photographers visual expertise [18]). It further derives this character from being said while the transition is still underway so that I am instructed to see it that way while it is still playing. Once the transition is over then I could no longer have that direct access to the clip because video disappears once it stops being played [19].


'So::' said hearably quieter by Ricky (in the 4th frame of Transcript 1) than the preceding negative assessment, projects that what will be undertaken next is a course of action to remedy the negative assessment of his own actions [20]. For me, at the time, the 'so' elicits what seems to be an unexpected remark that 'three seconds will not feel too rushed'. This though is in response to my following his ongoing actions on the screen. Ricky is moving the cursor toward the box where he can type up transition lengths and my response, projecting where the cursor is likely going for, is to the number currently in the box: "5.0" (marked with red arrow in Transcript 1). This was the default transition length set by the editing software. My suggestion of three seconds supports Ricky's assessment of the clip as too long. A suggestion that of course, responds to the assessment

provided by Ricky earlier. Nevertheless Ricky does not break from the task begun with 'so:.' and replies with a similarly low-pitched 'yeah':



Transcript 2 (continues directly from Transcript 1)

Ricky continues to provide a commentary on his on-screen actions as he applies the new transition length and selects it as a dissolve effect (and not, of course a heart or a flame). What the cross-cut dissolve creates when extended for long enough is a third object. You have, in effect, layered one clip on top of the other with some transparency. When the clip is less than a second then, while the roughness of the immediate transition is imperceptibly smoothed there is no awareness of what the blending of the two clips looks like. The rapid dissolve solves a technical problem but adds no aesthetic dimension. At five seconds the third object began to supplant the other two, so, having reduced the dissolve we prepare to watch the transition again:



Transcript 3 (continues directly from Transcript 2)

‘Something quite unusual’ has caught our attention in watching the three second dissolve. Rogue’s fur is picked out from the darkness by the torch (see the third frame of Transcript 3). We are beginning to realise, that the dark of the unlit lane that Ricky and Rogue walk along, provides, in effect, a mask for the footage. It is functioning somewhat like the blue or green backgrounds for chroma-keying in studios. ‘Unusual’ effects are produced when the cross-cut dissolve is applied to this night-time footage. Where there is black dissolving into black then there is *no* dissolve for that part of the image. As our editing progresses the unusual effect appears over and over again.

His assessment of what the transition does as ‘quite unusual’ is not a clear positive or negative assessment. In fact it’s a form of assessment that renders it as something worth investigating. Ricky’s tag question (e.g. ‘innit’) seeks an explanatory response from me. Prefacing what I am about to say with a tentative “hmm” I provide a formulation of what we can see ‘him and his fur and the darkness’ (see also [21]). Noticing an anomaly provides for an explanation of that anomaly. We are both withholding any final assessment of the worth of the anomaly. There is then here a discovery in the re-viewing of the transition, rather than assessing the black-to-black transition in terms of a problem that will require an adjustment to fix it (as was the case with the transition’s five second duration), it is being considered as offering the video something distinctive.

There is also a change of participation framework in the editing here and one that is easier to see when you see the bodily configuration around the screen and keyboard:



Transcript 4

Having been leant in over the keyboard engaged in working on the movie, Ricky then sits back and folds his arms and, while the sequence continues to replay, turns to me. This two-part shift is both as he shifts back to reflect on his work and in its second part to bring me in, to see how I respond to the “unusual”. It is also literally a move away from the work to provide a different perspective on it. A stepping back that we would also see done by the craftsman building a boat in his garage. It initiates a review of the work that has been done so far, a review which involves stopping one’s labor on whatever it is that one is making. It is that moment where we are looking at the video footage in a different way, appraising it in vivo. That is, this is the maker’s assessment that occurs during the making, something quite distinct from forms of review, assessment and evaluation or more broadly deliberation that occur in the more familiar occasions when a professional critic has watched a finished filmic object. Ricky is thinking about what to do next, what to do with or about the black-to-black transition. After a few more transitions we decide that it’s unusual *and* interesting. The darkness and the torchlight is in fact what saves what seemed to be unpromising footage.

Part 4.

“*Animal laborans* is, as the name implies, the human being akin to a beast of burden, a drudge condemned to routine. Arendt enriched this image by imagining him or her absorbed in a task that shuts out the world, a state well exemplified by Oppenheimer’s feeling that the atomic bomb was a “sweet” problem, or Eichmann’s obsession with making the gas chambers efficient. In the act of making it work, nothing else matters; *Animal laborans* takes the work as an end in itself.” [22]

Richard Sennett's book on making - 'The Craftsman' - begins, and ends, with a lament over Hannah Arendt's having failed to see the value in craft in her classic work "The Human Condition".[23]. While he praises her over her remarkable political analysis and her inspirational teaching he finds her inadequate in her dealings with the material world. And worse, she divided labour from thinking, the making of a thing from judgement of the thing, *Animal Laborens* from *Homo Faber*. Sennett's 'more balanced view is that thinking and feeling are contained within the process of making' p7. By the end of his book Sennett's tone has become angrier with his former teacher 'this study has sought to rescue *Animal Laborens* from the contempt with which Hannah Arendt treated him' p286.

'Understanding the inner sequence of development in practicing a craft, the phases of becoming a better craftsman, can counter Hannah Arendt's conviction that *Animal Laborens* is blind' p296

Having read Sennett's book and enjoyed his retrieval of craft, materials and tools I found myself curious as to whether Arendt treated *Animal Laborens* with contempt in quite the way that Sennett argued. From what little I knew of her work it seemed unlikely. While Sennett ably defends craft, it is not Arendt that he needs to defend it from. Arendt argues not that *animal laborens* is blind but that 'laboring always moves in the same circle, which is prescribed by the biological process of the living organism and the end of its 'toil and trouble' comes only with the death of the organism' [23]p98. The labourers are those whose work never ends. Trapped like the horses turning the mill wheels, they do not make anything. Their toil is not preserved and does not endure, it serves only to hoist the loads, pull the weeds and stack the shelves. Sennett mistakenly equates *animal laborens* with craftsmen or makers, whereas for Arendt crafts people are *homo faber* and from there Sennett has consequently misunderstand the central message of the *Human Condition*.

Homo faber fabricates or makes, theirs is a practice that comes to an end with the completion of its object that can be added to the stock of the world's objects. By contrast, Arendt re-iterates several times that what characterises the labourer is endless activity, constantly consumed by others and the demands of life. In the *Human Condition*, Arendt's lament is over the victory of *animal laborens*, the victory of the idea of labour over fabrication:

'The ideals of *homo faber*, the fabricator of the world, which are permanence, stability, and durability, have been sacrificed to abundance, the ideal of *animal laborans*' We live in a laborer society'. p126

The problem Arendt identifies is that *making* becomes regarded as merely 'another form of laboring, a more complicated but not a more mysterious function of the life process' [23] p322 Arendt's book is a lengthy response to the vision of society's problems presented by the then dominant figure in the social sciences and social reform - Marx. It is also a response to the emergence of consumer society and, finally, the economic idea of value. It is a book about how a maker's products may be greater than the maker themselves, enduring beyond their life and making 'a place fit for action and speech' of others. *Homo Faber* is the producer of the enduring materiality of the world. It is unfortunate that Sennett the pupil should have so thoroughly misremembered the critique at the heart of his teacher's work because he then adopts it as if it were his.

Ricky remains modest about the video of his dog that he has fabricated, 'this'll not win us any oscar's'. It is, after all, not so much a home-movie but rather a home-made movie cobbled together with what could be gathered in and around the house. A home-made movie fabricated with a big dog, a powerful torch, an amateur camcorder and thirty cross-cut dissolves. And yet, as I have

hopefully provided a sense of from his editing work, Ricky crafts the video together with care and with reason and reflection. In Arendt's description of *Homo Faber's* work there is stage where the thing is made and is being added to the growing stock of videos that endure, sometimes beyond the life of their maker. Given the centrality of the term "animal", if there is something missing in Arendt's examination of the figures of *homo faber* and *animal laborens* it is a valuing of the animal beyond being beasts of burden or being merely a figure for the invidious comparison between them and the human. There is minimal welcome for the animal in the Human Condition. Ricky on the other hand has not only brought the animal into his home but has brought him onto the public affairs of home on Youtube. To put it another way, not only, then, is Ricky devoted to trying to make a thing, a well-enough made thing, to the world, he is trying to add Rogue to the store of lives that the world remembers and values.

"This'll not win us any oscars", there is more to this remark by Ricky. His making of his Rogue videos is not quite that of the craftsman producing an object for it to be useful. The home video is not a chair for sitting in nor a pair of gloves to keep us warm. While he is not claiming that the home movie is an artistic product of high enough quality to garner awards it is still part of that endeavour to perhaps produce something immortal. It is in the sections on producing works of art (section 23 of [23]) that Sennett's remarks have a little more traction because Arendt does distinguish a limited utilitarian attitude in *homo faber* but only then to then show how *homo faber* in pursuing excellence exceeds the merely utilitarian. It is utilitarianism that is the problem not the crafts person.

If the *animal laborans* needs the help of *homo faber* to ease his labor and remove his pain, and if mortals need his help to erect a home on earth, acting and speaking men need the help of *homo faber* in his highest capacity, that is, the help of the artist, of poets and historiographers, of monument-builders or writers, because without them the only product of their activity, the story they enact and tell, would not survive at all. [23] p173

In the multitude of movies of pets that populate Youtube we see, then, that desire to not merely provide a home on earth for companion animals but to help them also, in the face of life's essential futility, to be immortalised.

- [1]J. Moran, *There's no place like home video*. London: University of Minnesota Press, 2002.
- [2]D. Harley and G. Fitzpatrick, "YouTube and intergenerational communication: the case of Geriatric1927," *Universal access in the information society*, vol. 8, pp. 5–20, 2009.
- [3]J. Burgess and J. Green, *YouTube*. Cambridge: Polity, 2009.
- [4]A. Tolson, "A new authenticity? Communicative practices on YouTube," *Critical Discourse Studies*, vol. 7, no. 4, pp. 277–289, 2010.
- [5]P. R. Zimmermann, *Reel Families*. London: Indiana University Press, 1995.
- [6]R. Chalfen, *Snapshot versions of life*. London: Popular Press, 1987.
- [7]A. Jackson, "Labour as Leisure: The Mirror Dinghy and DIY Sailors," *Journal of Design History*, vol. 19, no. 1, pp. 57–67, 2006.
- [8]R. Willett, "In the Frame: Mapping Camcorder Cultures," in *Video Cultures Media Technology and Everyday Creativity*, Houndmills: palgrave macmillan, 2010, pp. 1–22.
- [9]D. Buckingham, "A Commonplace Art? Understanding Amateur Media Production," in *Video Cultures Media Technology and Everyday Creativity*, Houndmills: palgrave macmillan, 2010, pp. 23–50.

- [10]D. Kirk, A. Sellen, R. Harper, and K. Wood, "Understanding videowork," presented at the Proceedings of the SIGCHI conference on Human factors in Computing, San Jose, 2007.
- [11]K. W. Mahar, *Women Filmmakers in Early Hollywood*. London: Johns Hopkins University Press, 2008.
- [12]V. Orpen, *Film Editing: the art of the expressive*. London: Wallflower, 2003.
- [13]K. Pearlman, *Cutting Rhythms: Shaping the Film Edit*. Oxford: Focal Press, 2009.
- [14]R. Crittenden and W. Murch, *Fine Cuts*. London: Focal Press, 2006.
- [15]K. Reisz and G. Millar, *Technique of Film Editing*, 2nd ed. London: Focal Press, 1989.
- [16]J. Heritage and T. Stivers, "Online commentary in acute medical visits: a method of shaping patient expectations," *Social Science & Medicine*, vol. 49, no. 11, pp. 1501–1517, 1999.
- [17]C. Goodwin, "The semiotic body in its environment," in *Discourses, the body and identity*, J. Coupland and R. Gwyn, Eds. Houndsworth: Macmillan, 2003, pp. 87–99.
- [18]S. Phillabaum, "Calibrating photographic vision through multiple semiotic resources," *Semiotica*, vol. 156, pp. 147–175, 2005.
- [19]E. Laurier and B. Brown, "The reservations of the editor: the routine work of showing and knowing the film in the edit suite," *Social Semiotics*, vol. 21, no. 2, pp. 239–257, Jun. 2011.
- [20]C. Greiffenhagen and R. Watson, "Visual repairables: analysing the work of repair in human--computer interaction," *Visual Communication*, vol. 8, no. 1, pp. 65–90, 2009.
- [21]C. Goodwin and M. H. Goodwin, "Seeing as a Situated Activity: Formulating Planes," in *Cognition and Communication at Work*, Y. Engeström and D. Middleton, Eds. Cambridge: Cambridge University Press, 1996, pp. 61–95.
- [22]R. Sennett, *The craftsman*. London: Yale University Press, 2008.
- [23]H. Arendt, *The human condition*. London : University Of Chicago Press, 1998.